


# INTRODUCCIÓN a la LENGUA INGLESA: DICCIÓN


*Equipo de Cátedra*

Bettiana Blázquez · Valeria Arana · Alejandra Dabrowski  
Gonzalo Espinosa · Mayco Navarrete



# IPAgraphy

Calligraphy of the IPA phonetic symbols



*Equipo Editor*

Valeria Arana · Bettiana Blázquez · Alejandra Dabrowski · Gonzalo Espinosa

Universidad Nacional del Comahue  
Facultad de Lenguas · Profesorado y Traductorado en inglés

# **IPAgraphy**

Calligraphy of the IPA phonetic symbols

IPAggraphy : calligraphy of the IPA phonetic symbols / Valeria Arana ... [et al.] ; Editado por Valeria Arana ... [et al.]. - 1a ed. - Neuquén : Universidad Nacional del Comahue. Facultad de Lenguas, 2026.

Libro digital, PDF

Archivo Digital: descarga y online

ISBN 978-631-90890-6-6

1. Fonética. I. Arana, Valeria II. Arana, Valeria, ed.

CDD 414

Enlace de descarga: <https://bibliotecadelenguas.uncoma.edu.ar/items/show/1003>

# Index

	page
1 Introduction	1
2 Inventory of English Sounds	3
3 Sound-by-sound practice	4
1. Pure vowel  i:	4
2. Pure vowel  ɪ	5
3. Pure vowel  i	6
4. Consonant  p	7
5. Consonant  b	8
6. Consonant  t	9
7. Consonant  d	10
8. Consonant  k	11
9. Consonant  g	12
10. Pure vowel  ʌ	13
11. Pure vowel  æ	14
12. Pure vowel  ɑ:	15
13. Pure vowel  ɒ	16
14. Pure vowel  u:	17
15. Pure vowel  ʊ	18
16. Consonant  m	19
17. Consonant  n	20
18. Consonant  ŋ	21
19. Consonant  s	22
20. Consonant  z	23
21. Consonant  ʃ	24
22. Pure vowel  ɒ	25
23. Pure vowel  ɔ:	26
24. Pure vowel  ɜ:	27
25. Pure vowel  e	28
26. Pure vowel  ə	29
27. Consonant  θ	30
28. Consonant  ð	31
29. Consonant  f	32
30. Consonant  v	33
31. Semivowel  w	34
32. Semivowel  j	35
33. Consonant  tʃ	36
34. Consonant  dʒ	37
35. Consonant  ʒ	38
36. Consonant  h	39
37. Consonant  r	40
38. Consonant  l	41
39. Diphthong  eɪ	42
40. Diphthong  aɪ	43
41. Diphthong  ɔɪ	44
42. Diphthong  ɪə	45
43. Diphthong  eə	46
44. Diphthong  ʊə	47
45. Diphthong  əʊ	48
46. Diphthong  aʊ	49
4 Choosing the correct option	50

## IPAgraphy - Introduction

### What is IPA?

IPA stands for INTERNATIONAL PHONETIC ASSOCIATION. It is an international association established in 1887 in Paris. The aim of the IPA is to promote the scientific study of the sound systems of the world's languages.

### What is the IPA phonetic alphabet?

The international phonetic alphabet is a set of symbols which represent the speech sounds used by speakers all over the world. These speech sounds are represented by means of the IPA phonetic symbols. Using the IPA alphabet makes it possible to represent the different sound qualities and to compare them with greater precision.

### What is *IPAgraphy*?

*IPAgraphy* is a term we have coined for this booklet and stands for “calligraphy of the IPA phonetic symbols”.

### What is the aim of this booklet?

This booklet aims at helping students get used to a clear and accurate transcription of the IPA phonetic symbols.

Each of the symbols you will find in the exercises represents one and only one English SOUND, with a unique quality. That's why it is so important to write the symbol with its exact shape. A different shape might represent a different sound.

### How is the booklet organised?

The booklet is organised into two main sections.

- **Section 1: *Sound-by-sound practice***

In this section, you will work on one English sound at a time. For each sound, you will complete two activities:

- ✓ **Activity 1: *Tracing the phonetic symbol*:** Each sound is introduced in a real English word, presented by means of a picture and its spelling. Next to it, you will find dotted lines and arrows to guide you in the process of drawing the phonetic symbol accurately. After tracing the symbol, you will write the phonetic transcription of the word.
- ✓ **Activity 2: *Transcribing words*:** You will then practise the symbol in focus by transcribing other English words that contain it. Repeat the transcription of each word as many times as necessary to complete the line. Finally, identify the word you transcribed based on its pronunciation and write its spelling in the space provided.
- **Section 2: *Choosing the correct option*:** This second section aims at warning students about what they should NOT do when transcribing ordinary spelling into phonetic symbols. In this regard, we would like to share some tips with you:
  - ✓ Pay attention to the position of the symbol with respect to the line – check whether the symbol should go above or below the line and make sure the symbol does not go beyond the upper line, so that it doesn't overlap with other symbols you wrote.
  - ✓ Don't use capital letters when transcribing phonetic symbols. Remember that phonetic symbols represent sounds in oral speech (capital letters are of no use in speech). Capital letters, as well as punctuation marks, are tools used in writing.
  - ✓ Don't forget to mark stresses in words that have more than one syllable. The stress mark should be placed before the stressed syllable, as in the word *phonetic* /fə'netɪk/.
  - ✓ Make sure you don't mix up ordinary spelling with phonetic symbols.

Let's get started!



## Inventory of English Sounds

ENGLISH  
 VOWELS



**b**  
bell

**p**  
pen

**m**  
men

**v**  
vet

**f**  
fest

**θ**  
think

**ð**  
then

**s**  
sip

**z**  
zip

**d**  
desk

**t**  
ten

**n**  
net

**l**  
light

**r**  
right

**ʃ**  
shoe

**ʒ**  
vision

**dʒ**  
jean

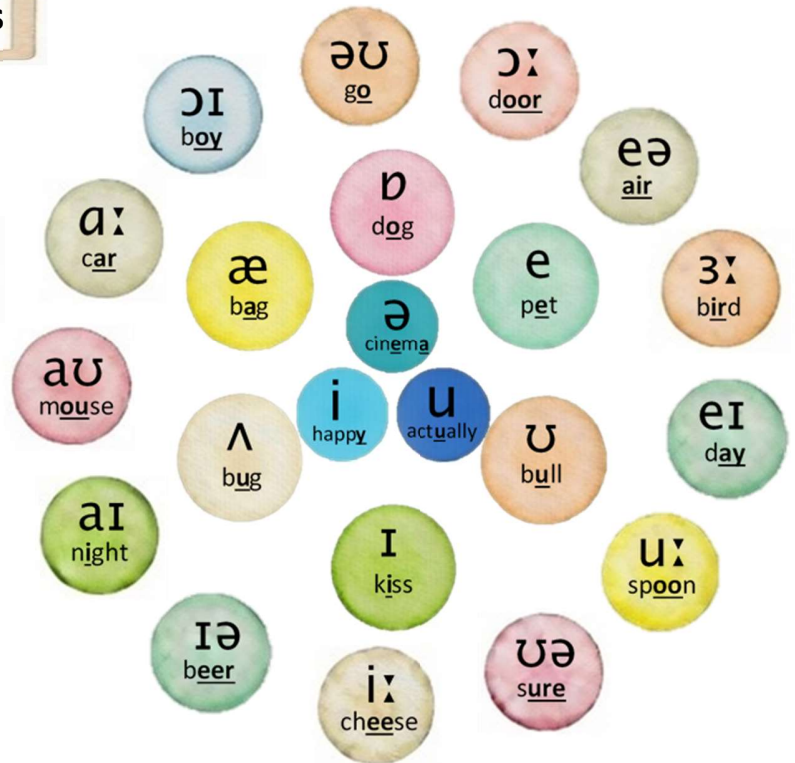
**tʃ**  
cheese

**k**  
coat

**g**  
goat

**ŋ**  
song

**h**  
hot



ENGLISH  
 CONSONANTS




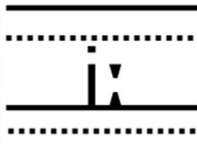

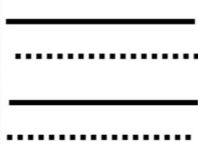

**j**  
yes

**w**  
west

**SOUND-BY-SOUND PRACTICE**

**1. Pure vowel | i: |**

a) Complete the chart below.

Guess spelling	Look at the phonetic symbol	Dot the phonetic symbol	Draw the phonetic symbol	Transcribe the word
 sh _ _ p				

b) Transcribing words: copy the transcription of each word as many times as necessary to complete each line.

/i: /

1 /ʃi:t/

2 /si:/

3 /t<sup>h</sup>i:/

4 /<sup>l</sup>p<sup>h</sup>i:pəl/

5 /t<sup>h</sup>i:θ/



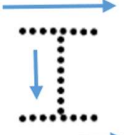

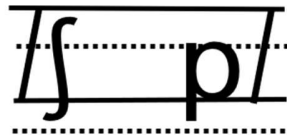
6 /mə'fi:n/

c) Identify the words. Write the words above in ordinary spelling.



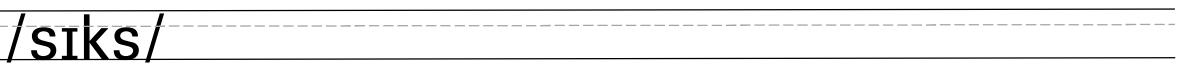
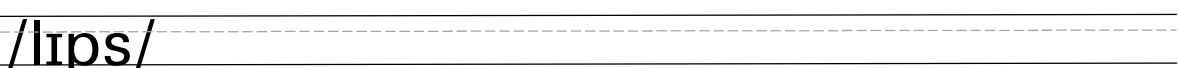
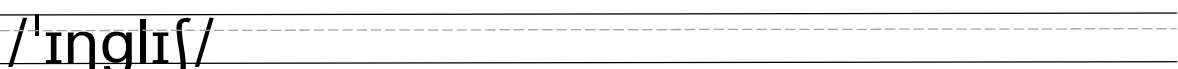
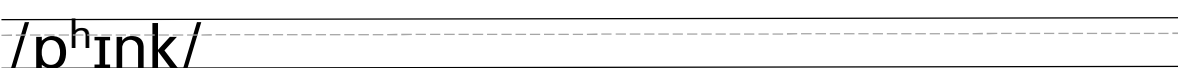

1	2	3
4	5	6

**2. Pure vowel [ɪ]**

a) Complete the chart below.

Guess spelling	Look at the phonetic symbol	Dot the phonetic symbol	Draw the phonetic symbol	Transcribe the word
 sh _ p				

b) Transcribing words: copy the transcription of each word as many times as necessary to complete each line.


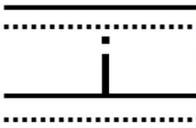



- 1 
- 1 
- 2 
- 3 
- 4 
- 5 
- 6 

c) Identify the words. Write the words above in ordinary spelling.

1	2	3
4	5	6

### 3. Pure vowel |i|

a) Complete the chart below.

Guess spelling	Look at the phonetic symbol	Dot the phonetic symbol	Draw the phonetic symbol	Transcribe the word
 happ _				

b) Transcribing words: copy the transcription of each word as many times as necessary to complete each line.

/i/

1 /'sʌni/

2 /'siti/

3 /'θɜ:ti/

4 /'p<sup>h</sup>riti/

5 /'k<sup>h</sup>ʌntri/

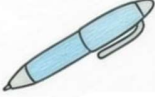




6 /'wɪndi/

c) Identify the words. Write the words above in ordinary spelling.

1	2	3
4	5	6

#### 4. Consonant |p|

a) Complete the chart below.

Guess spelling	Look at the phonetic symbol	Dot the phonetic symbol	Draw the phonetic symbol	Transcribe the word
 _ en				

b) Transcribing words: copy the transcription of each word as many times as necessary to complete each line.


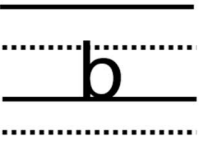
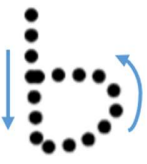
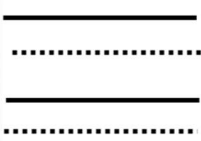

- 1 /p/
- 1 /p<sup>h</sup>eə/
- 2 /<sup>l</sup>p<sup>h</sup>i:pəl/
- 3 /k<sup>h</sup>ʌp/
- 4 /<sup>l</sup>æpəl/
- 5 /<sup>l</sup>p<sup>h</sup>epə/
- 6 /<sup>l</sup>p<sup>h</sup>u:l/

c) Identify the words. Write the words above in ordinary spelling.

1	2	3
4	5	6

### 5. Consonant |b|

a) Complete the chart below.

Guess spelling	Look at the phonetic symbol	Dot the phonetic symbol	Draw the phonetic symbol	Transcribe the word
 _ ed				

b) Transcribing words: copy the transcription of each word as many times as necessary to complete each line.

/b/

1 /bəʊt/

2 /bu:ts/

3 /'rɪbən/

4 /p<sup>h</sup>ʌb/

5 /bæg/


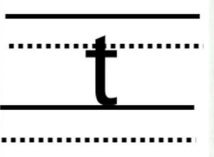
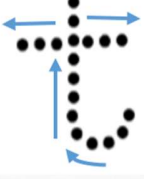
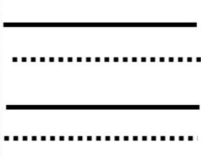

6 /'bɒtəl/

c) Identify the words. Write the words above in ordinary spelling.

1	2	3
4	5	6

## 6. Consonant |t|

a) Complete the chart below.

Guess spelling	Look at the phonetic symbol	Dot the phonetic symbol	Draw the phonetic symbol	Transcribe the word
 _ oy				

b) Transcribing words: copy the transcription of each word as many times as necessary to complete each line.

/t/

1 /t<sup>h</sup>i:/

2 /tə'mɑ:təu/

3 /t<sup>h</sup>æŋk/

4 /<sup>l</sup>t<sup>h</sup>aɪlənd/

5 /t<sup>h</sup>ɔ:k/


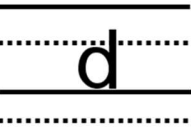
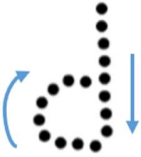

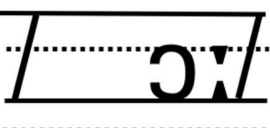
6 /<sup>l</sup>t<sup>h</sup>ɪkɪt/

c) Identify the words. Write the words above in ordinary spelling.

1	2	3
4	5	6

### 7. Consonant |d|

a) Complete the chart below.

Guess spelling	Look at the phonetic symbol	Dot the phonetic symbol	Draw the phonetic symbol	Transcribe the word
 _ oor				

b) Transcribing words: copy the transcription of each word as many times as necessary to complete each line.



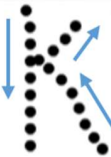
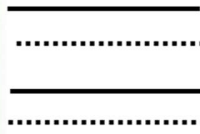
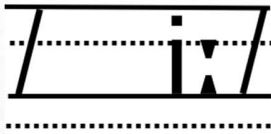
- \_\_\_\_\_ /d/ \_\_\_\_\_
- 1 \_\_\_\_\_ /dʌk/ \_\_\_\_\_
- 2 \_\_\_\_\_ /'dɪnə/ \_\_\_\_\_
- 3 \_\_\_\_\_ /deɪ/ \_\_\_\_\_
- 4 \_\_\_\_\_ /'dɒktə/ \_\_\_\_\_
- 5 \_\_\_\_\_ /dæd/ \_\_\_\_\_
- 6 \_\_\_\_\_ /'dɒlfɪn/ \_\_\_\_\_

c) Identify the words. Write the words above in ordinary spelling.

1	2	3
4	5	6

### 8. Consonant |k|

a) Complete the chart below.

Guess spelling	Look at the phonetic symbol	Dot the phonetic symbol	Draw the phonetic symbol	Transcribe the word
 _ ey				

b) Transcribing words: copy the transcription of each word as many times as necessary to complete each line.




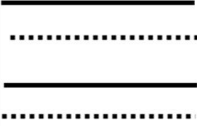

- 1 /k/
- 1 /k<sup>h</sup>ʊki/
- 2 /<sup>l</sup>k<sup>h</sup>ɪtən/
- 3 /<sup>l</sup>t<sup>h</sup>æksi/
- 4 /<sup>l</sup>k<sup>h</sup>ɪtʃɪn/
- 5 /k<sup>h</sup>lɒk/
- 6 /<sup>l</sup>k<sup>h</sup>ændəl/

c) Identify the words. Write the words above in ordinary spelling.

1	2	3
4	5	6

### 9. Consonant |g|

a) Complete the chart below.

Guess spelling	Look at the phonetic symbol	Dot the phonetic symbol	Draw the phonetic symbol	Transcribe the word
 _ oat				

b) Transcribing words: copy the transcription of each word as many times as necessary to complete each line.

/g/

1 /gɒlf/

2 /glʌvz/

3 /'ɔ:gəst/

4 /'gɑ:dən/

5 /glɑ:s/


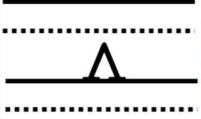

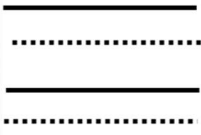

6 /grɪ'thɑ:/

c) Identify the words. Write the words above in ordinary spelling.





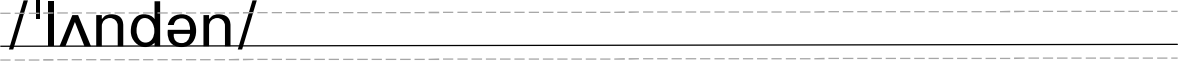


1	2	3
4	5	6

**10. Pure vowel |ʌ|**

a) Complete the chart below.

Guess spelling	Look at the phonetic symbol	Dot the phonetic symbol	Draw the phonetic symbol	Transcribe the word
 s _ n				

b) Transcribing words: copy the transcription of each word as many times as necessary to complete each line.


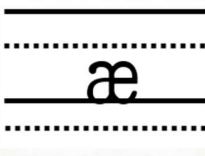
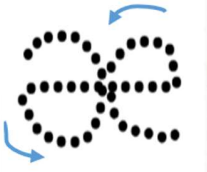


- 1 
- 2 
- 3 
- 4 
- 5 
- 6 
- 7 

c) Identify the words. Write the words above in ordinary spelling.

1	2	3
4	5	6

### 11. Pure vowel |æ|

a) Complete the chart below.

Guess spelling	Look at the phonetic symbol	Dot the phonetic symbol	Draw the phonetic symbol	Transcribe the word
 c _ t				

b) Transcribing words: copy the transcription of each word as many times as necessary to complete each line.

- 1 /æ/
- 1 /bæg/
- 2 /'æfrikə /
- 3 /'dʒækɪt/
- 4 /hæt /
- 5 /mæp/
- 6 /'sætədeɪ/






c) Identify the words. Write the words above in ordinary spelling.

1	2	3
4	5	6



### 13. Pure vowel | ʊ |

a) Complete the chart below.

Guess spelling	Look at the phonetic symbol	Dot the phonetic symbol	Draw the phonetic symbol	Transcribe the word
 b _ _ k				

b) Transcribing words: copy the transcription of each word as many times as necessary to complete each line.




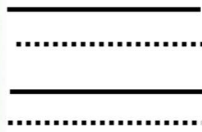
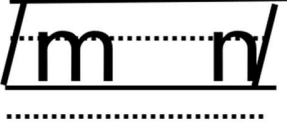
- 1           
/ʊ/
- 2           
/fut/
- 3           
/gʊd /
- 4           
/lʊk/
- 5           
/k<sup>h</sup>ʊk /
- 6           
/p<sup>h</sup>ʊt/
- 7           
/wʊd/

c) Identify the words. Write the words above in ordinary spelling.

1	2	3
4	5	6

**14. Pure vowel | u: |**

a) Complete the chart below.

Guess spelling	Look at the phonetic symbol	Dot the phonetic symbol	Draw the phonetic symbol	Transcribe the word
 m _ _ n				

b) Transcribing words: copy the transcription of each word as many times as necessary to complete each line.

/u:/

1 /fu:d /

2 /p<sup>h</sup>u:l /

3 /dʒu:s/

4 /spu:n/

5 /rə<sup>l</sup>k<sup>h</sup>u:n/

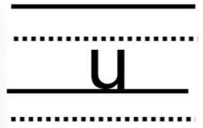


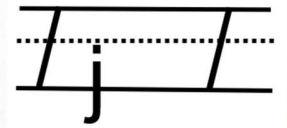
6 /bə<sup>l</sup>u:n/

c) Identify the words. Write the words above in ordinary spelling.

1	2	3
4	5	6

**15. Pure vowel | u |**

a) Complete the chart below.

Guess spelling	Look at the phonetic symbol	Dot the phonetic symbol	Draw the phonetic symbol	Transcribe the word
thank you! y _ _				

b) Transcribing words: copy the transcription of each word as many times as necessary to complete each line.






- \_\_\_\_\_ /u/ \_\_\_\_\_
- 1 \_\_\_\_\_ /θæŋk ju/ \_\_\_\_\_
- 2 \_\_\_\_\_ /'æktʃuəli / \_\_\_\_\_
- 3 \_\_\_\_\_ /'ækjupʌŋktʃə/ \_\_\_\_\_
- 4 \_\_\_\_\_ .../tu 'ælis / \_\_\_\_\_
- 5 \_\_\_\_\_ /'vɪʒuəl/ \_\_\_\_\_
- 6 \_\_\_\_\_ /'grædʒuəl/ \_\_\_\_\_

c) Identify the words. Write the words above in ordinary spelling.

1	2	3
4	5	6

### 16. Consonant |m|

a) Complete the chart below.

Guess spelling	Look at the phonetic symbol	Dot the phonetic symbol	Draw the phonetic symbol	Transcribe the word
 SWI_				

b) Transcribing words: copy the transcription of each word as many times as necessary to complete each line.

1 /m/

1 /maʊs/

2 /ˈmaʊntɪn/

3 /dʒʌmp/

4 /mʌm/

5 /ˈmɑ:vələs/


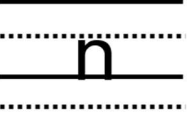
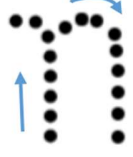
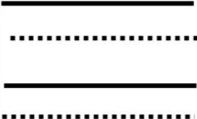
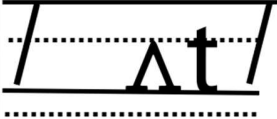
6 /ˈmʌndɪ /

c) Identify the words. Write the words above in ordinary spelling.

1	2	3
4	5	6

**17. Consonant |n|**

a) Complete the chart below.

Guess spelling	Look at the phonetic symbol	Dot the phonetic symbol	Draw the phonetic symbol	Transcribe the word
 _ ut				

b) Transcribing words: copy the transcription of each word as many times as necessary to complete each line.


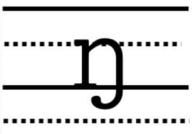
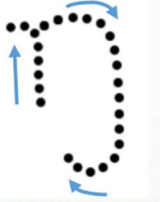
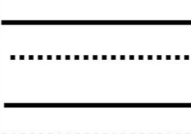

- 1 /n/
- 1 /naɪt/
- 2 /naɪn/
- 3 /nəʊ'vembə/
- 4 /'nəʊtbʊk/
- 5 /end/
- 6 /'naɪnti /

c) Identify the words. Write the words above in ordinary spelling.

1	2	3
4	5	6

### 18. Consonant |ŋ|

a) Complete the chart below.

Guess spelling	Look at the phonetic symbol	Dot the phonetic symbol	Draw the phonetic symbol	Transcribe the word
 ri _ _				

b) Transcribing words: copy the transcription of each word as many times as necessary to complete each line.


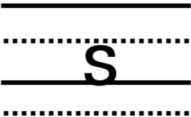
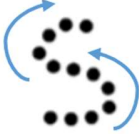


- 1 /ŋ/
- 1 /sɪŋ/
- 2 /bæŋk/
- 3 /'fɪŋgə/
- 4 /'rʌŋɪŋ/
- 5 /strɪŋ/
- 6 /'sɪŋə /

c) Identify the words. Write the words above in ordinary spelling.

1	2	3
4	5	6

### 19. Consonant |s|

a) Complete the chart below.

Guess spelling	Look at the phonetic symbol	Dot the phonetic symbol	Draw the phonetic symbol	Transcribe the word
 bu _				

b) Transcribing words: copy the transcription of each word as many times as necessary to complete each line.


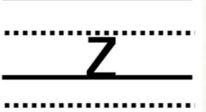
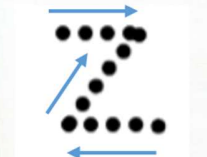

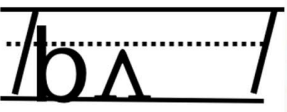
- 1 /s/
- 1 /sʌn/
- 2 /stɑː/
- 3 /ˈsʌndeɪ/
- 4 /laɪts/
- 5 /sprɪŋ/
- 6 /ˈsætədeɪ/

c) Identify the words. Write the words above in ordinary spelling.

1	2	3
4	5	6

## 20. Consonant |z|

a) Complete the chart below.

Guess spelling	Look at the phonetic symbol	Dot the phonetic symbol	Draw the phonetic symbol	Transcribe the word
 bu _ _				

b) Transcribing words: copy the transcription of each word as many times as necessary to complete each line.

1 /z/

1 /zu:z/

2 /'zebrə/

3 /'i:zi/

4 /wɜ:dz/

5 /p<sup>h</sup>li:z/






6 /'wenzdeɪ /

c) Identify the words. Write the words above in ordinary spelling.

1	2	3
4	5	6

## 21. Consonant [ʃ]

a) Complete the chart below.

Guess spelling	Look at the phonetic symbol	Dot the phonetic symbol	Draw the phonetic symbol	Transcribe the word
 _ _ oe				

b) Transcribing words: copy the transcription of each word as many times as necessary to complete each line.

/ʃ/

1 /'ɪŋɡlɪʃ/

2 /ʃæm'p<sup>h</sup>u: /

3 /mə'ʃi:n/

4 /bʊʃ/

5 /p<sup>h</sup>ʊʃ/






6 /'əʊʃən /

c) Identify the words. Write the words above in ordinary spelling.

1	2	3
4	5	6

## 22. Pure vowel |ɒ|

a) Complete the chart below.

Guess spelling	Look at the phonetic symbol	Dot the phonetic symbol	Draw the phonetic symbol	Transcribe the word
 s _ ck				

b) Transcribing words: copy the transcription of each word as many times as necessary to complete each line.

1 /ɒ/

2 /k<sup>h</sup>lɒk/

3 /stɒp /

4 /dɒg/

5 /bɒks /

6 /'dɒktə/


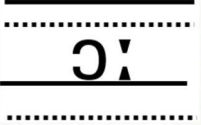


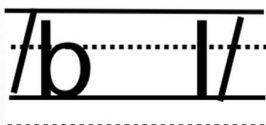
7 /wɒʃ/

c) Identify the words. Write the words above in ordinary spelling.

1	2	3
4	5	6

### 23. Pure vowel |ɔ:|

a) Complete the chart below.

Guess spelling	Look at the phonetic symbol	Dot the phonetic symbol	Draw the phonetic symbol	Transcribe the word
 b _ ll				

b) Transcribing words: copy the transcription of each word as many times as necessary to complete each line.


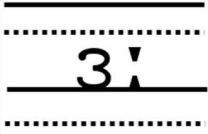


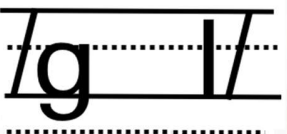
- 1 /ɔ:/
- 1 /t<sup>h</sup>ɔ:l /
- 2 /spɔ:t /
- 3 /flɔ:/
- 4 /wɔ:k/
- 5 /t<sup>h</sup>ɔ:k/
- 6 /dɔ:/

c) Identify the words. Write the words above in ordinary spelling.

1	2	3
4	5	6

### 24. Pure vowel |ɜ:|

a) Complete the chart below.

Guess spelling	Look at the phonetic symbol	Dot the phonetic symbol	Draw the phonetic symbol	Transcribe the word
 g _ _ l				

b) Transcribing words: copy the transcription of each word as many times as necessary to complete each line.

1 /ɜ:/

2 /wɜ:ld/

3 /nɜ:s /

4 /'p<sup>h</sup>ɜ:fɪkt /

5 /sɜ:/


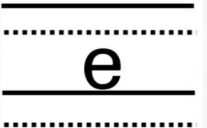



6 /skɜ:t/

c) Identify the words. Write the words above in ordinary spelling.

1	2	3
4	5	6

### 25. Pure vowel |e|

a) Complete the chart below.

Guess spelling	Look at the phonetic symbol	Dot the phonetic symbol	Draw the phonetic symbol	Transcribe the word
 t _ n				

b) Transcribing words: copy the transcription of each word as many times as necessary to complete each line.


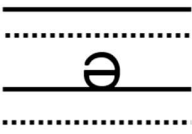



- 1 /e/
- 2 /p<sup>h</sup>en /
- 3 /bred /
- 4 /end/
- 5 /frend/
- 6 /hed/
- 7 /p<sup>h</sup>et/

c) Identify the words. Write the words above in ordinary spelling.

1	2	3
4	5	6

26. Pure vowel |ə|

a) Complete the chart below.

Guess spelling	Look at the phonetic symbol	Dot the phonetic symbol	Draw the phonetic symbol	Transcribe the word
 wat _ _				

b) Transcribing words: copy the transcription of each word as many times as necessary to complete each line.

\_\_\_\_\_ /ə/ \_\_\_\_\_

1 \_\_\_\_\_ /bə'nɑ:nəz/ \_\_\_\_\_

2 \_\_\_\_\_ /pə'li:s / \_\_\_\_\_

3 \_\_\_\_\_ /'fʊgə/ \_\_\_\_\_

4 \_\_\_\_\_ /'sɪnəmə/ \_\_\_\_\_

5 \_\_\_\_\_ /'kʰæməərə/ \_\_\_\_\_


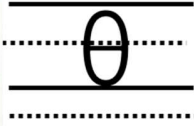
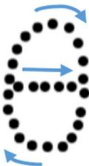


6 \_\_\_\_\_ /'tʰi:tʃə/ \_\_\_\_\_

c) Identify the words. Write the words above in ordinary spelling.

1	2	3
4	5	6

## 27. Consonant |θ|

a) Complete the chart below.

Guess spelling	Look at the phonetic symbol	Dot the phonetic symbol	Draw the phonetic symbol	Transcribe the word
 _ _ ree				

b) Transcribing words: copy the transcription of each word as many times as necessary to complete each line.

/θ/

1 /θɪŋk/

2 /'bɑ:θɪb/

3 /'bɜ:θdeɪ/

4 /θæŋks/

5 /'θɜ:sti/






6 /'ɔ:θə /

c) Identify the words. Write the words above in ordinary spelling.

1	2	3
4	5	6

## 28. Consonant |ð|

a) Complete the chart below.

Guess spelling	Look at the phonetic symbol	Dot the phonetic symbol	Draw the phonetic symbol	Transcribe the word
				

b) Transcribing words: copy the transcription of each word as many times as necessary to complete each line.

1 /ð/

1 /'brʌðə/

2 /'feðə/

3 /tə'geðə/

4 /ðen/

5 /'lʌðə/



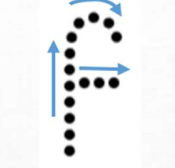

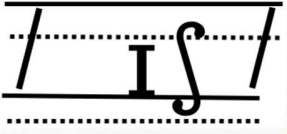
6 /'mʌðə/

c) Identify the words. Write the words above in ordinary spelling.

1	2	3
4	5	6

### 29. Consonant |f|

a) Complete the chart below.

Guess spelling	Look at the phonetic symbol	Dot the phonetic symbol	Draw the phonetic symbol	Transcribe the word
 _ish				

b) Transcribing words: copy the transcription of each word as many times as necessary to complete each line.


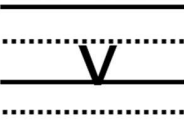



- 1 /f/
- 1 /film/
- 2 /frɒg/
- 3 /'feɪməs/
- 4 /lɑ:f/
- 5 /'ɑ:ftə/
- 6 /'fəʊtəʊ /

c) Identify the words. Write the words above in ordinary spelling.

1	2	3
4	5	6

### 30. Consonant |v|

a) Complete the chart below.

Guess spelling	Look at the phonetic symbol	Dot the phonetic symbol	Draw the phonetic symbol	Transcribe the word
 _ et				

b) Transcribing words: copy the transcription of each word as many times as necessary to complete each line.


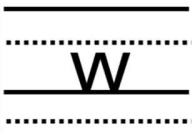

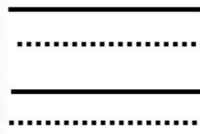

- 1           
/v/
- 2           
/væn/
- 3           
/faɪv/
- 4           
/'vaɪələt/
- 5           
/,vaɪə'liːn/
- 6           
/'vi:gən/
- 7           
/lʌv/

c) Identify the words. Write the words above in ordinary spelling.

1	2	3
4	5	6

### 31. Semivowel |w|

a) Complete the chart below.

Guess spelling	Look at the phonetic symbol	Dot the phonetic symbol	Draw the phonetic symbol	Transcribe the word
 _ ine				

b) Transcribing words: copy the transcription of each word as many times as necessary to complete each line.


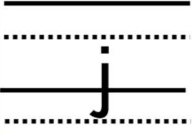



- 1           
/w/
- 1           
/wʌn/
- 2           
/'wɔ:tə/
- 3           
/wɔ:l/
- 4           
/'wɪntə/
- 5           
/swɪm/
- 6           
/weɪl/

c) Identify the words. Write the words above in ordinary spelling.

1	2	3
4	5	6

### 32. Semivowel [j]

a) Complete the chart below.

Guess spelling	Look at the phonetic symbol	Dot the phonetic symbol	Draw the phonetic symbol	Transcribe the word
 _ am				

b) Transcribing words: copy the transcription of each word as many times as necessary to complete each line.




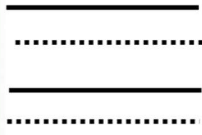

- 1 /j/
- 1 /jes/
- 2 /'fju:tsə /
- 3 /'mju:zɪk/
- 4 /'jeləʊ/
- 5 /ju:θ/
- 6 /'juərəp /

c) Identify the words. Write the words above in ordinary spelling.

1	2	3
4	5	6

### 33. Consonant [tʃ]

a) Complete the chart below.

Guess spelling	Look at the phonetic symbol	Dot the phonetic symbol	Draw the phonetic symbol	Transcribe the word
 ___ air				

b) Transcribing words: copy the transcription of each word as many times as necessary to complete each line.


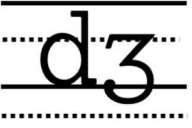

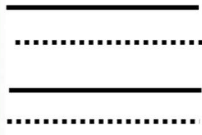

- 1 /tʃ/
- 1 /tʃes/
- 2 /'fju:tʃə/
- 3 /tʃi:p/
- 4 /mætʃ/
- 5 /tʃæt/
- 6 /tʃi:z /

c) Identify the words. Write the words above in ordinary spelling.

1	2	3
4	5	6

### 34. Consonant |dʒ|

a) Complete the chart below.

Guess spelling	Look at the phonetic symbol	Dot the phonetic symbol	Draw the phonetic symbol	Transcribe the word
 _ am				

b) Transcribing words: copy the transcription of each word as many times as necessary to complete each line.


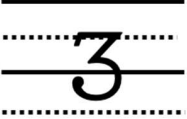

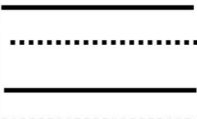

- \_\_\_\_\_ /dʒ/ \_\_\_\_\_
- 1 \_\_\_\_\_ /dʒɑ:/ \_\_\_\_\_
- 2 \_\_\_\_\_ /frɪdʒ/ \_\_\_\_\_
- 3 \_\_\_\_\_ /dʒə'pʰæn/ \_\_\_\_\_
- 4 \_\_\_\_\_ /brɪdʒ/ \_\_\_\_\_
- 5 \_\_\_\_\_ /dʒi:p/ \_\_\_\_\_
- 6 \_\_\_\_\_ /dʒu:n / \_\_\_\_\_

c) Identify the words. Write the words above in ordinary spelling.

1	2	3
4	5	6

### 35. Consonant |z|

a) Complete the chart below.

Guess spelling	Look at the phonetic symbol	Dot the phonetic symbol	Draw the phonetic symbol	Transcribe the word
 bei__ __				

b) Transcribing words: copy the transcription of each word as many times as necessary to complete each line.


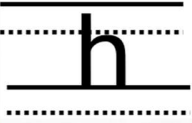
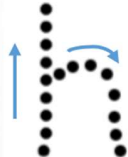


- 1 /z/
- 1 /<sup>h</sup>tʰreɪzə/
- 2 /<sup>h</sup>pʰleɪzə/
- 3 /<sup>h</sup>meɪzə/
- 4 /ru:z/
- 5 /<sup>h</sup>ju:zʊəli/
- 6 /<sup>h</sup>vɪzən /

c) Identify the words. Write the words above in ordinary spelling.

1	2	3
4	5	6

### 36. Consonant |h|

a) Complete the chart below.

Guess spelling	Look at the phonetic symbol	Dot the phonetic symbol	Draw the phonetic symbol	Transcribe the word
 _ at				

b) Transcribing words: copy the transcription of each word as many times as necessary to complete each line.






- 1 /h/
- 1 /hɒt/
- 2 /hə'leʊ/
- 3 /haus/
- 4 /hɑ:t/
- 5 /hɪl/
- 6 /pə'hæps /

c) Identify the words. Write the words above in ordinary spelling.

1	2	3
4	5	6

### 37. Consonant |r|

a) Complete the chart below.

Guess spelling	Look at the phonetic symbol	Dot the phonetic symbol	Draw the phonetic symbol	Transcribe the word
 _ ain				

b) Transcribing words: copy the transcription of each word as many times as necessary to complete each line.

/r/

1 /red/

2 /'p<sup>h</sup>æɾət/

3 /rəʊz/

4 /gri:n/

5 /raɪs/


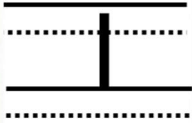



6 /skri:m /

c) Identify the words. Write the words above in ordinary spelling.

1	2	3
4	5	6

### 38. Consonant |ɪ|

a) Complete the chart below.

Guess spelling	Look at the phonetic symbol	Dot the phonetic symbol	Draw the phonetic symbol	Transcribe the word
				

b) Transcribing words: copy the transcription of each word as many times as necessary to complete each line.

/ɪ/

1 /'letɪs/

2 /læmp/

3 /bɔ:ɪ/

4 /'ɔ:lsəʊ/

5 /ɪp/





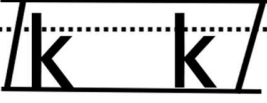
6 /'lʌndən /

c) Identify the words. Write the words above in ordinary spelling.

1	2	3
4	5	6

### 39. Diphthong |eɪ|

a) Complete the chart below.

Guess spelling	Look at the phonetic symbol	Dot the phonetic symbol	Draw the phonetic symbol	Transcribe the word
 c _ ke				

b) Transcribing words: copy the transcription of each word as many times as necessary to complete each line.






- 1 /eɪ/
- 1 /deɪ/
- 2 /t<sup>h</sup>reɪn/
- 3 /eɪt/
- 4 /meɪ/
- 5 /geɪm/
- 6 /reɪn/

c) Identify the words. Write the words above in ordinary spelling.

1	2	3
4	5	6

### 40. Diphthong |aɪ|

a) Complete the chart below.

Guess spelling	Look at the phonetic symbol	Dot the phonetic symbol	Draw the phonetic symbol	Transcribe the word
 b _ ke				

b) Transcribing words: copy the transcription of each word as many times as necessary to complete each line.


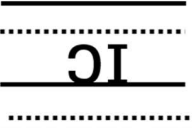



- 1 /aɪ/
- 1 /'spaɪdə/
- 2 /naɪt /
- 3 /skaɪ/
- 4 /haɪ/
- 5 /aɪz/
- 6 /t<sup>h</sup>aɪm/

c) Identify the words. Write the words above in ordinary spelling.

1	2	3
4	5	6

### 41. Diphthong |ɔɪ|

a) Complete the chart below.

Guess spelling	Look at the phonetic symbol	Dot the phonetic symbol	Draw the phonetic symbol	Transcribe the word
 b _ y				

b) Transcribing words: copy the transcription of each word as many times as necessary to complete each line.





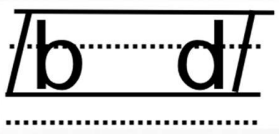
- 1 /ɔɪ/
- 1 /vɔɪs/
- 2 /k<sup>h</sup>ɔɪnz/
- 3 /ɔɪl/
- 4 /ə<sup>l</sup>nɔɪd/
- 5 /t<sup>h</sup>ɔɪ/
- 6 /p<sup>h</sup>ɔɪnt/

c) Identify the words. Write the words above in ordinary spelling.

1	2	3
4	5	6

### 42. Diphthong |ɪə|

a) Complete the chart below.

Guess spelling	Look at the phonetic symbol	Dot the phonetic symbol	Draw the phonetic symbol	Transcribe the word
 b _ _ _ d				

b) Transcribing words: copy the transcription of each word as many times as necessary to complete each line.






- 1 /ɪə/
- 2 /nɪə/
- 3 /'rɪəli/
- 4 /ə'pʰɪə/
- 5 /dɪə/
- 6 /'ɪəriŋ/

c) Identify the words. Write the words above in ordinary spelling.

1	2	3
4	5	6

### 43. Diphthong |eə|

a) Complete the chart below.

Guess spelling	Look at the phonetic symbol	Dot the phonetic symbol	Draw the phonetic symbol	Transcribe the word
 p _ _ _				

b) Transcribing words: copy the transcription of each word as many times as necessary to complete each line.






- 1 /eə/
- 1 /tʃeə/
- 2 /weə/
- 3 /ðeə/
- 4 /heə/
- 5 /'eəpɔ:t/
- 6 /'meəri/

c) Identify the words. Write the words above in ordinary spelling.

1	2	3
4	5	6

**44. Diphthong |ʊə| (|ɔ:|)**

a) Complete the chart below.

Guess spelling	Look at the phonetic symbol	Dot the phonetic symbol	Draw the phonetic symbol	Transcribe the word
 t _ _ _				

b) Transcribing words: copy the transcription of each word as many times as necessary to complete each line.






- 1 /ʊə/
- 1 /ʃʊə/
- 2 /'tʰʊərɪst /
- 3 /pʰjʊə/
- 4 /kʰjʊə/
- 5 /mə'tʃʊə/
- 6 /sə'kʰjʊə/

c) Identify the words. Write the words above in ordinary spelling.

1	2	3
4	5	6

### 45. Diphthong |əʊ|

a) Complete the chart below.

Guess spelling	Look at the phonetic symbol	Dot the phonetic symbol	Draw the phonetic symbol	Transcribe the word
 c _ _ t				

b) Transcribing words: copy the transcription of each word as many times as necessary to complete each line.


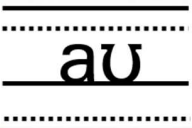


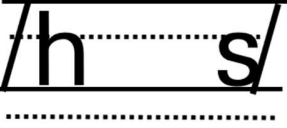
- 1 /əʊ/
- 1 /gəʊ/
- 2 /hə'leʊ /
- 3 /bəʊn/
- 4 /fəʊn/
- 5 /stəʊn/
- 6 /snəʊ/

c) Identify the words. Write the words above in ordinary spelling.

1	2	3
4	5	6

### 46. Diphthong |aʊ|

a) Complete the chart below.

Guess spelling	Look at the phonetic symbol	Dot the phonetic symbol	Draw the phonetic symbol	Transcribe the word
 h _ _ se				

b) Transcribing words: copy the transcription of each word as many times as necessary to complete each line.

- 1 /aʊ/
- 1 /k<sup>h</sup>aʊ/
- 2 /maʊs/
- 3 /haʊs/
- 4 /<sup>l</sup>maʊntɪn/
- 5 /naʊ/
- 6 /ʃaʊt/

c) Identify the words. Write the words above in ordinary spelling.

1	2	3
4	5	6

### CHOOSING THE CORRECT OPTION

#### 1) Read the text below. What is the text about?

My name is John and I'm a university student. I'm 22 years old and I am studying English. I love to read books and learn new words. English is not my first language, so sometimes it's hard, but I enjoy the challenge. I like to practice my English by watching movies and TV shows. My dream is to become an English teacher and I hope to study abroad one day and visit different countries.



#### 2) Circle the correct transcribed word and complete the text.

My name is John

/ maɪ \_\_\_\_\_ ɪz dʒɒn /

a. /neɪm/

b. /neɪm/

c. /neɪm/

and I'm a university student.

/ ən aɪm ə ,ju:nɪ'vɜ:sɪti \_\_\_\_\_ /

a. /'stju:dənt/

b. /'stju:Dənt/

c. /'stjʊdənt/

I'm 22 years old

/ aɪm 'twenti tu: jɪəz \_\_\_\_\_ /

a. /əʊld/

b. /aʊld/

c. /æʊld/

and I am studying English.

/ ən aɪm 'stʌdɪŋ \_\_\_\_\_ /

a. /ɪŋɡlɪʃ/

b. /'ɪŋɡlɪʃ/

c. /'ɪŋɡlɪʃ/

I love to read books

/ aɪ lʌv tə ri:d \_\_\_\_\_ /

a. /bʊks/

b. /bʊks/

c. /Bʊks/

and learn new words.

/ ən lɜ:n nju: \_\_\_\_\_ /

a. /wɜ:dz/

b. /wɜ:ɹdʒ/

c. /wɜ:dʒ/

English is not my first language,

/'ɪŋɡlɪʃ ɪz nɒt maɪ fɜ:st \_\_\_\_\_ /

a. /'læŋɡwɪdʒ/

b. /'læŋɡwɪdʒ/

c. /'læNwɪdʒ/

so sometimes it's hard,  
/ səʊ 'sʌmtaɪmz its \_\_\_\_\_ /

- a. /hɑ:d/
- b. /hɑ:d/
- c. /Hɑ:d/

but I enjoy the challenge.  
/ bət aɪ ɪn'dʒɔɪ \_\_\_\_\_ 'tʃæləndʒ /

- a. /ʒe/
- b. /dɛ/
- c. /ʒə/

I like to practice my English  
/ aɪ laɪk tə \_\_\_\_\_ maɪ 'ɪŋɡlɪʃ /

- a. /'præctɪs/
- b. /'Præktɪs/
- c. /'præktɪs/

by watching movies and TV shows.  
/ baɪ 'wɒtʃɪŋ \_\_\_\_\_ ən 'ti:vi:ʃəʊz /

- a. /'mʊ:vɪz/
- b. /'mʊvɪz/
- c. /mʊ:vɪz/

My dream is to become an English teacher  
/ maɪ \_\_\_\_\_ ɪz tə bi'kʌm ən 'ɪŋɡlɪʃ 'ti:tʃə /

- a. /dRi:m/
- b. /dri:m/
- c. /drɪm/

and I hope to study abroad one day

/ ən aɪ həʊp tə 'stʌdi ə'brɔ:d wʌn \_\_\_\_\_ /

a. /deɪ/

b. /deɪ/

c. /'deɪ/

and visit different countries.

/ ən 'vɪzɪt \_\_\_\_\_ 'kʌntrɪz /

a. /'dɪfərənt/

b. /'dɪfərənt/

c. /'dɪfərənt/

**3) Reflect on the wrong options. Which are the most common mistakes?**

---

---

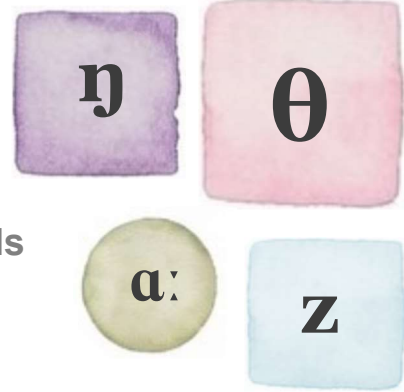
---

---




# IPAgraphy

Calligraphy of the IPA phonetic symbols



**IPAgraphy** is a practice booklet designed to help you improve your phonetic transcription. By focusing on how each IPA symbol is written, you will develop greater accuracy and confidence when representing English sounds. Step by step, you will learn to notice details, avoid common mistakes, and build clear, consistent transcriptions.

**This booklet** was developed by the Diction team of *Introducción a la Lengua Inglesa* for students in the English Teacher Training and Translation programmes at Facultad de Lenguas, Universidad Nacional del Comahue.



Universidad Nacional del Comahue  
Facultad de Lenguas

Valeria Arana  
Bettiana Blázquez  
Alejandra Dabrowski  
Gonzalo Espinosa

ISBN 978-631-90890-6-6



9 786319 089066